This document is the property of BSPTCL and must not be passed on to any third person or firm not authorised by BSPTCL, nor be copied/made use of in full or part by such person or firm without our prior permission in writing

SLOPE DIAGRAM

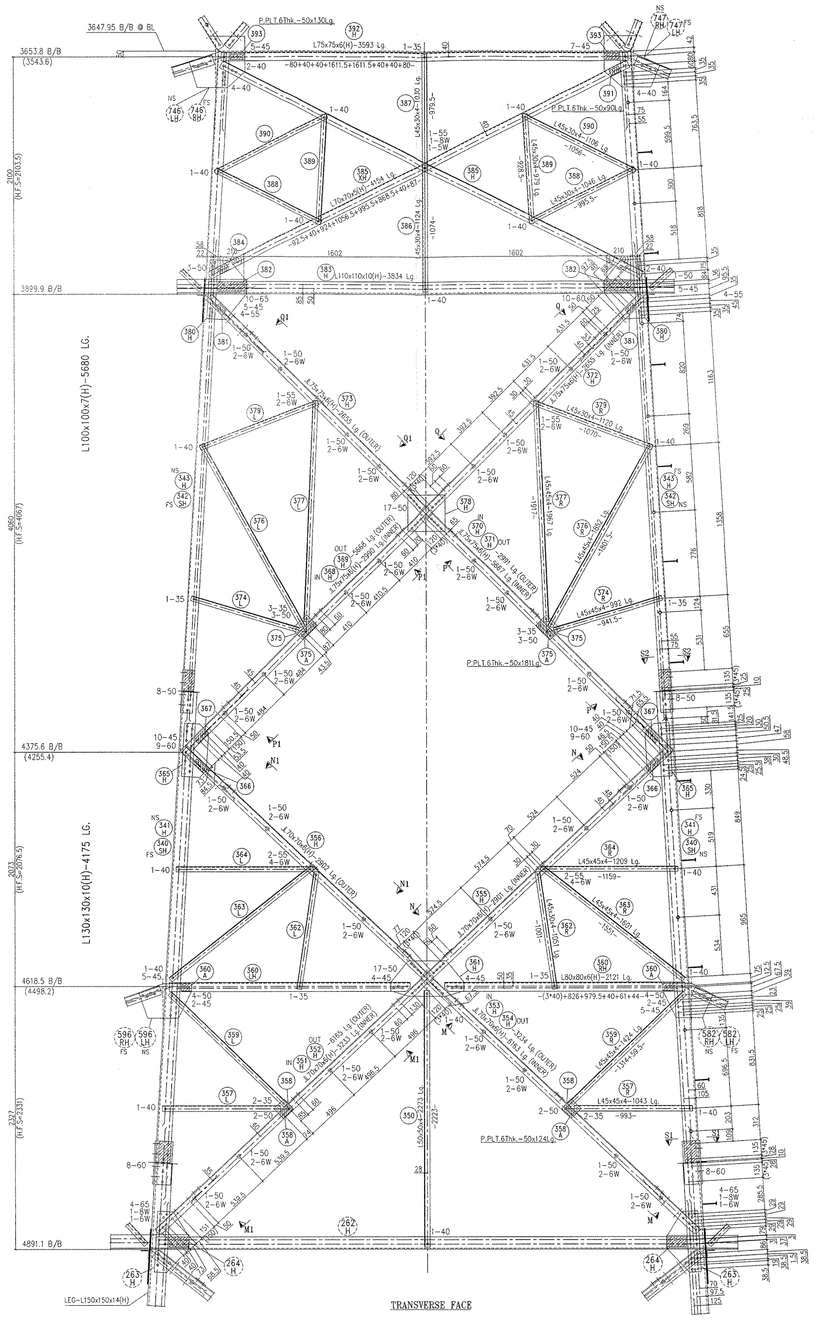

TRANSVERSE FACE

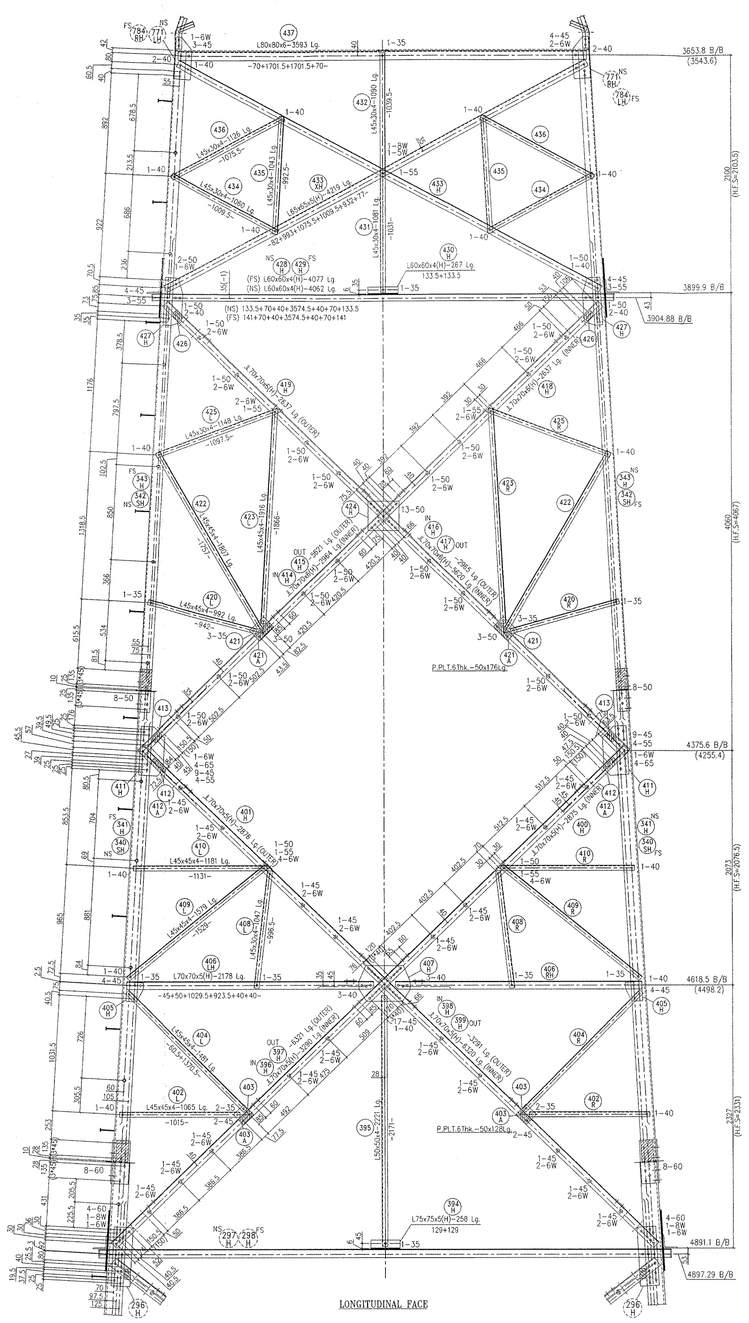

LONGITUDINAL FACE

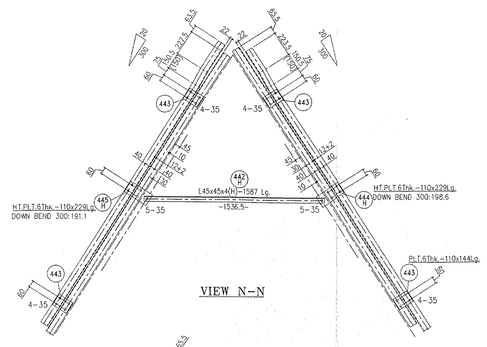

VIEW N-N

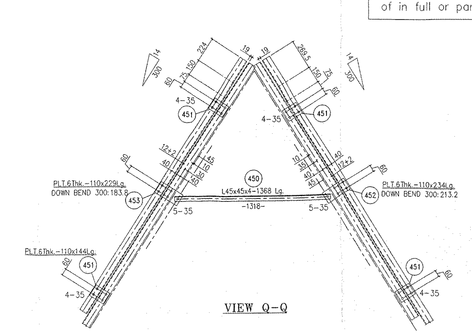

VIEW Q-Q

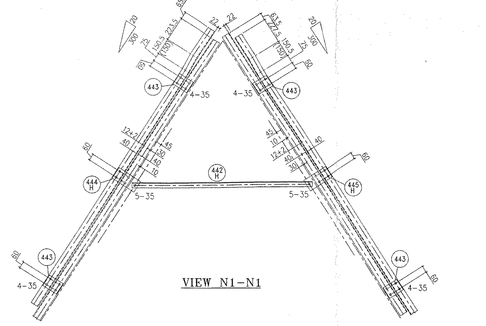

VIEW N1-N1

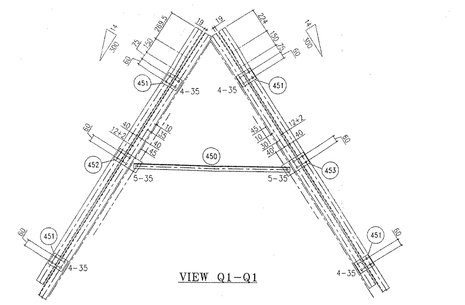

VIEW Q1-Q1

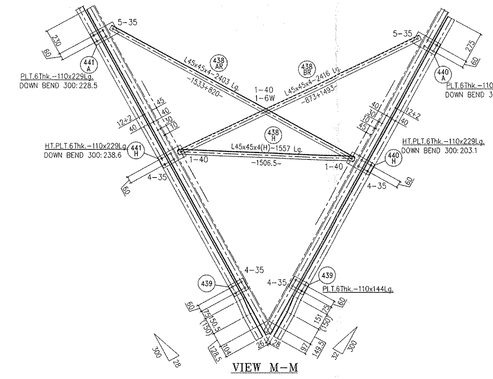

VIEW M-M

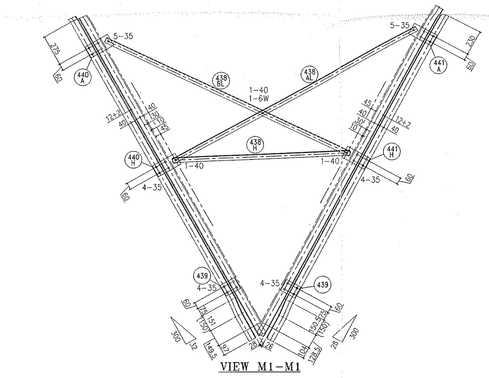

VIEW M1-M1

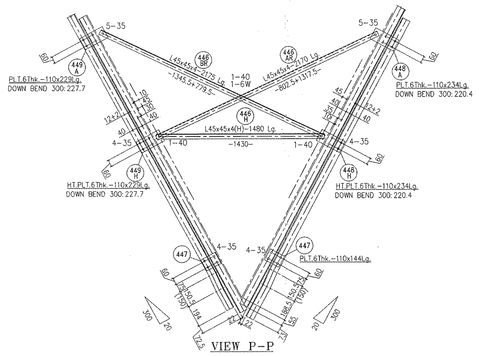

VIEW P-P

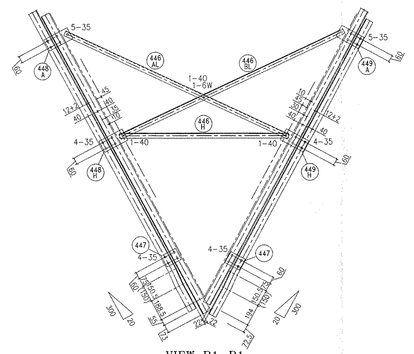

VIEW P1-P1

REQUIREMENT OF BOLTS, NUTS & WASHERS			
SIZE	QTY.	GRADE	REMARKS
16ø x 35mm Lg.	494	5.6	BOLTS & NUTS
16ø x 40mm Lg.	144	5.6	BOLTS & NUTS
16ø x 45mm Lg.	288	5.6	BOLTS & NUTS
16ø x 50mm Lg.	330	5.6	BOLTS & NUTS
16ø x 55mm Lg.	68	5.6	BOLTS & NUTS
16ø x 60mm Lg.	136	5.6	BOLTS & NUTS
16ø x 65mm Lg.	52	5.6	BOLTS & NUTS
16ø x 3.5 THK	1492	–	SPRING WASHERS
16ø x 175mm Lg.	42	–	STEP BOLTS
16ø x 5 THK	4	–	PACK WASHERS
16ø x 6 THK	332	–	PACK WASHERS
16ø x 8 THK	12	–	PACK WASHERS

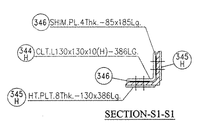

SECTION-S1-S1

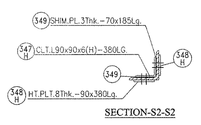

SECTION-S2-S2

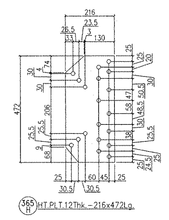

358 HT.PL T.12Thk.-216x472Lg.

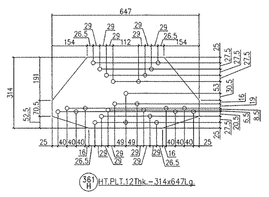

358 HT.PL T.12Thk.-314x647Lg.

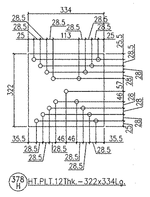

378 HT.PL T.12Thk.-322x334Lg.

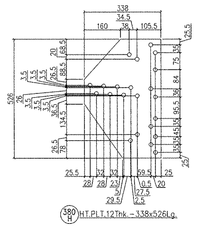

358 HT.PL T.12Thk.-338x526Lg.

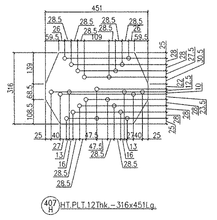

407 HT.PL T.12Thk.-316x451Lg.

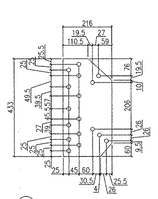

41 HT.PL T.12Thk.-216x433Lg.

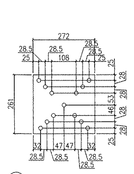

424 HT.PL T.12Thk.-261x272Lg.

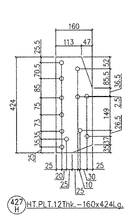

427 HT.PL T.12Thk.-160x424Lg.

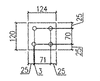

358 PL T.6Thk.-120x124Lg.

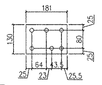

375 PL T.6Thk.-130x181Lg.

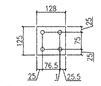

403 PL T.6Thk.-125x128Lg.

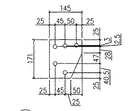

90 HT.PL T.6Thk.-145x171Lg.

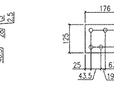

423 PL T.6Thk.-125x176Lg.

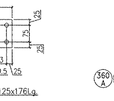

90 P.PL T.10Thk.-65x90Lg.

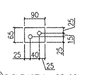

166 P.PL T.10Thk.-50x130Lg.

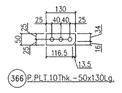

567 P.PL T.10Thk.-50x130Lg.

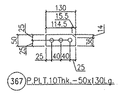

381 P.PL T.6Thk.-50x90Lg.

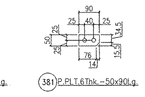

382 PL T.6Thk.-85x260Lg.

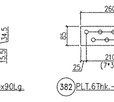

384 P.PL T.6Thk.-50x90Lg.

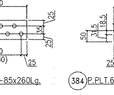

412 P.PL T.10Thk.-50x130Lg.
412 P.PL T.6Thk.-50x130Lg.

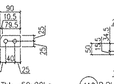

413 P.PL T.10Thk.-50x90Lg.

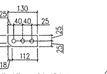

426 P.PL T.6Thk.-50x90Lg.

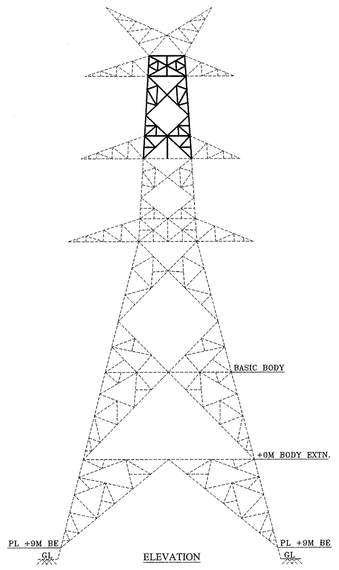

ELEVATION

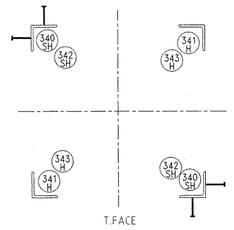

PLAN OF LEGS POSITION

NOTES:

1. ALL DIMENSIONS ARE IN mm UNLESS OTHERWISE SPECIFIED.
2. BOLT SYMBOLS 16ø = 17.5ø HOLES
   16ø = 17.5ø HOLES FOR STEP BOLTS
   24ø = 26ø HOLES
3. ALL ERECTION MARKS ARE TO BE PREFIXED WITH "77840C"
4. STRUCTURAL STEEL SHALL BE AS PER IS 2062-2011
   (i) MILD STEEL – GRADE E250 QUALITY A – UNLESS OTHERWISE SPECIFIED.
   (ii) "H" STANDS FOR HIGH TENSILE STEEL – GRADE E350 QUALITY A
5. BOLTS & NUTS SHALL CONFORM TO IS : 12427-2001 (R-2007) FOR DIMENSIONS AND IS : 1367 (PART 3)-2002 FOR MECHANICAL PROPERTIES
6. GALVANISING SHALL CONFORM TO IS:2629-1985 (R-2006) & IS 4759-1996 (R-2006)
7. SPRING WASHER SHALL BE CONFORM TO IS 3063-1994 (R-2004)
8. STEP BOLTS SHALL BE PROVIDED ON THE DIAGONALLY OPPOSITE LEGS.
9. ALL PARTS/ MEMBERS OF TESTED TOWER SHOULD BE PUNCHED WITH PART NUMBER PREFIXED WITH 'T' IN ADDITION TO THE STANDARD MARK NUMBERS

SUCCESSFULLY TESTED AT L&T-TLTRS-KANCHIPURAM ON 07th OF SEPTEMBER 2019

APPROVED
Subject to the condition that we are not absolved of the responsibility for correctness of the materials supplied as per specification

Electrical Superintending Engineer (Planning and Engineering)
Bihar State Power Transmission Company Limited
Vidyut Bhawan, Patna-800021
27.09.19

PART NO. 340 TO 453

DATE	REV.NO.	DESCRIPTION	DESIGNED STRUCTURAL	CHECKED STRUCTURAL	DRAWN DETAILING	CHECKED DETAILING	APPROVED
07.09.19	1	SUBMISSION AFTER SUCCESSFUL TESTING	PB	RJR	MBR	SVR/BSR	CSR
02.05.19	0	FIRST SUBMISSION FOR APPROVAL BEFORE PROTO	PB	RJR	MR	SVR/BSR	CSR

REVISIONS

CLIENT : BIHAR STATE POWER TRANSMISSION CO.LTD., PATNA

SUPPLIER / CONTRACTOR : L&T Construction — Power Transmission & Distribution

PROJECT : PACKAGE - NIT 77 UNDER STATE PLAN [80:20], CONSTRUCTION OF :
(I) LILO OF BARH-PATNA 400 KV D/C (QUAD) TL AT BAKHTIYARPUR (LINE LENGTH 10RKM),
(II) 220 KV D/C BAKHTIYARPUR - SHEIKHPURA TL (ACSR ZEBRA) (LINE LENGTH - 51 RKM)
(III) 220 KV D/C BAKHTIYARPUR -HATHIDAH TL (ACSR ZEBRA) (LINE LENGTH -52 RKM) AND
(IV) 220 KV D/C BAKHTIYARPUR – FATHUA TL (ACSR ZEBRA) (LINE LENGTH - 28 RKM)

JOB No.: O18089-T-TL	NAME	DATE
DSGN	PB	28.03.19
DRWN	MR	06.04.19
CHKD	SVR/BSR	06.04.19
APPD	CSR	06.04.19

TITLE : G.A OF CAGE PART-2 FOR FOR TOWER TYPE –"4DC (15°–30°DEV) 400KV D/C QUAD ACSR MOOSE (WZ-4)

SCALE 1 : 25

SHEET NO. 4 OF 8

DRG. No. 0 1 8 0 8 9 - T - T L - S D - G A - 0 3 0 4

SIZE A0 REV. 1

RELEASED FOR ☐ PRELIMINARY ☐ TENDER ☐ INFORMATION ☑ APPROVAL ☐ CONSTRUCTION